

Pay – HE teaching professionals and other professional occupations

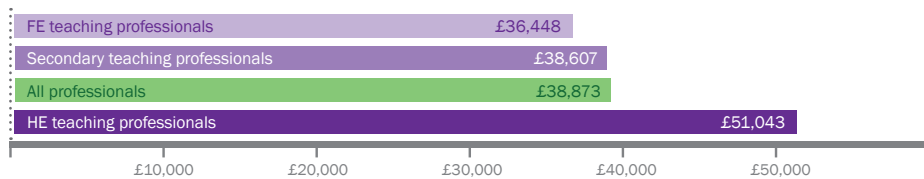
Median full-time annual earnings in 2018. The figures below are a selection from the 71 professional occupations (4-digit SOC) covered by the ONS, ranking 'HE teaching professionals' as 5th overall.



Source: ASHE, ONS 2018.

Comparing teaching professionals' pay

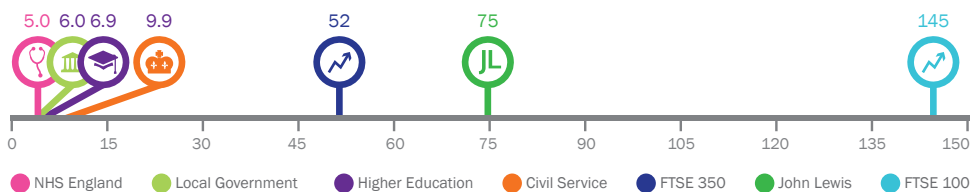
Median full-time earnings in 2018. Based on weekly pay – gross.



Source: ASHE, ONS 2018.

Comparing pay multiples (pay ratios)

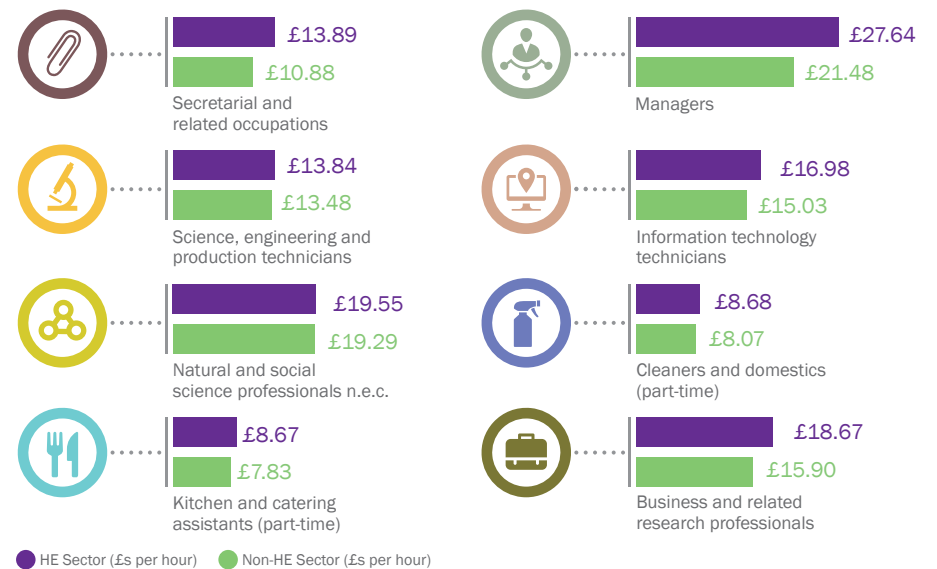
Based on ratio of organisational head to median employee pay for a selection of employers and sectors. These are based on latest available data.



Sources: ONS and UCEA. Annual earnings are based on weekly earnings figures. For further information relating to 'Pay in HE' please go to 'Pay and Negotiations' under the 'Employer Resources' tab on UCEA's website.

Hourly earnings of occupations in HE compared to the wider economy

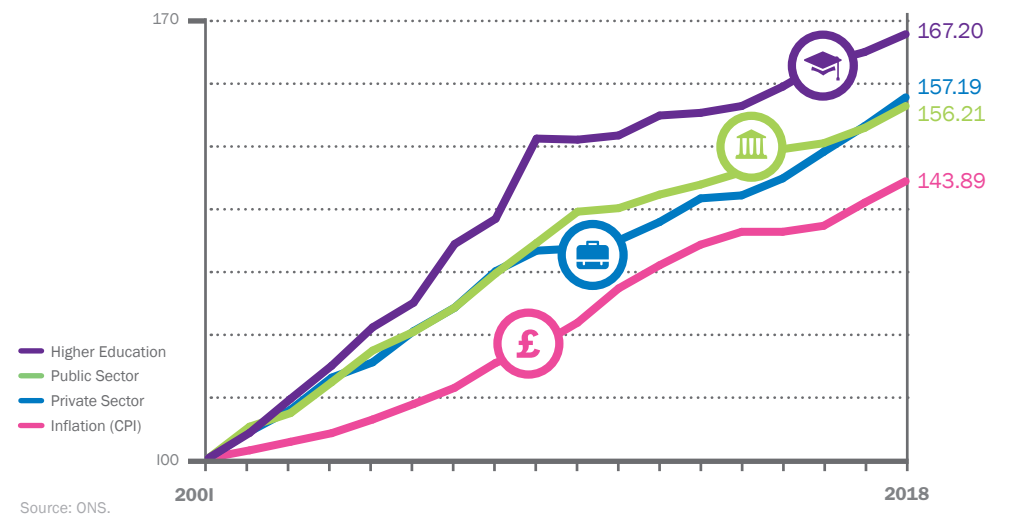
Median hourly earnings for full-time employees in HE and the wider economy, by occupation 2018. Part-time figures used when the majority of employees are part-time.



Source: ASHE, ONS 2018.

Measuring HE pay growth in the 21st century

Median full-time hourly earnings index (2001=100), 2001-2018.



Source: ONS.